

Want To Know A Secret?

The
*Instant
Big
Hair*
Guide



M


MelMarie

Here at Melmarie HQ we've solved
the tricky equation for
INSTANT BIG HAIR!

BEFORE




Simply add a Melmarie weave or
ponytail to any hairstyle for instant
volume, length and drama.



THE *Melmarie* INSTRUCTION MANUAL

STEP 1



Section the front of your hair from the top of your crown to the back of your ear

STEP 2



Back comb the crown of your hair and pin into place, then pin the rest of your hair flat to your head (remember to keep volume in your crown)

STEP 3



Attach weave into the back combing at the crown and to the nape of the neck

STEP 4



Use clips to secure weave to hair behind ear

STEP 5



Use tongs to curl the front of your own hair and back comb at the root

STEP 6




Using a paddle brush, smooth your own hair over the weave and blend both together






Check out our
incredible hair
transformations,
taking your hair
from
DRAB to FAB!

●
Leave your new
luscious locks
down or create
a glam upstyle
quickly and
easily with our
weaves and
ponytails.

●
Whether it's a
special occasion
or night on the
town...
WEAVE got you
covered!



And that's just the beginning!
Our range of half weaves and ponytails include
uniquely formulated shades to suit every colour
of hair.



For more information
about Melmarie and
our products don't
hesitate to contact a
member of our team.

Follow us on our social
media platforms for
updates, tips and tricks
and latest news on all
things Melmarie!

get in touch

sales@
melmarie.co.uk

melmarie luxury
weaves and ponytails

melmag86

melmarie_weaves

